

MRRD



Citizens' Charter

GPS 33.727,66.118



**ISM
Presentation**

**World Bank's Implementation Support Mission (ISM)
Citizens' Charter Afghanistan Project (CCAP)**



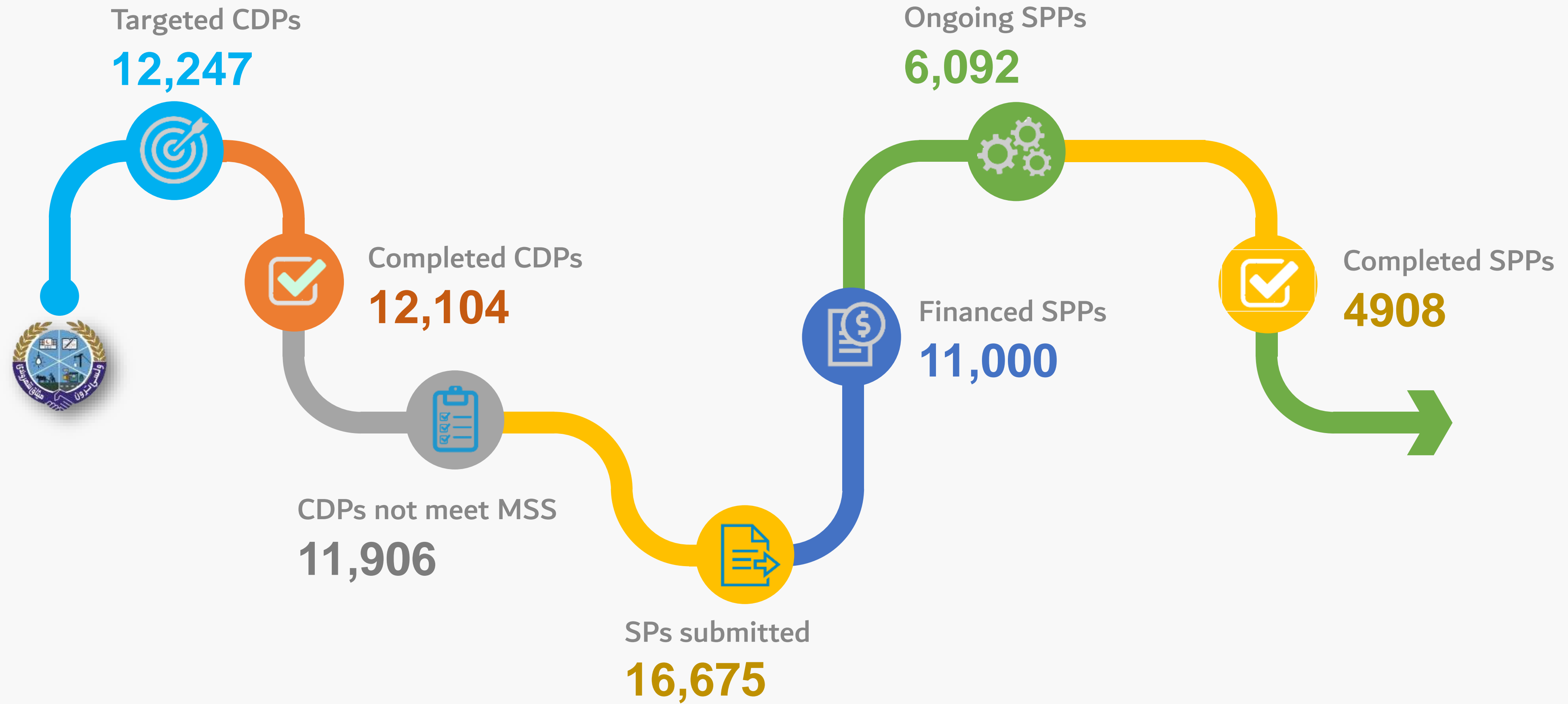
Feb 25th, 2021

Contents

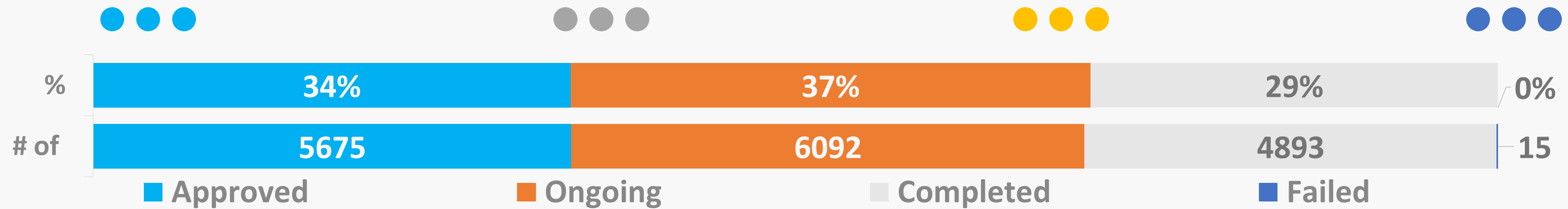
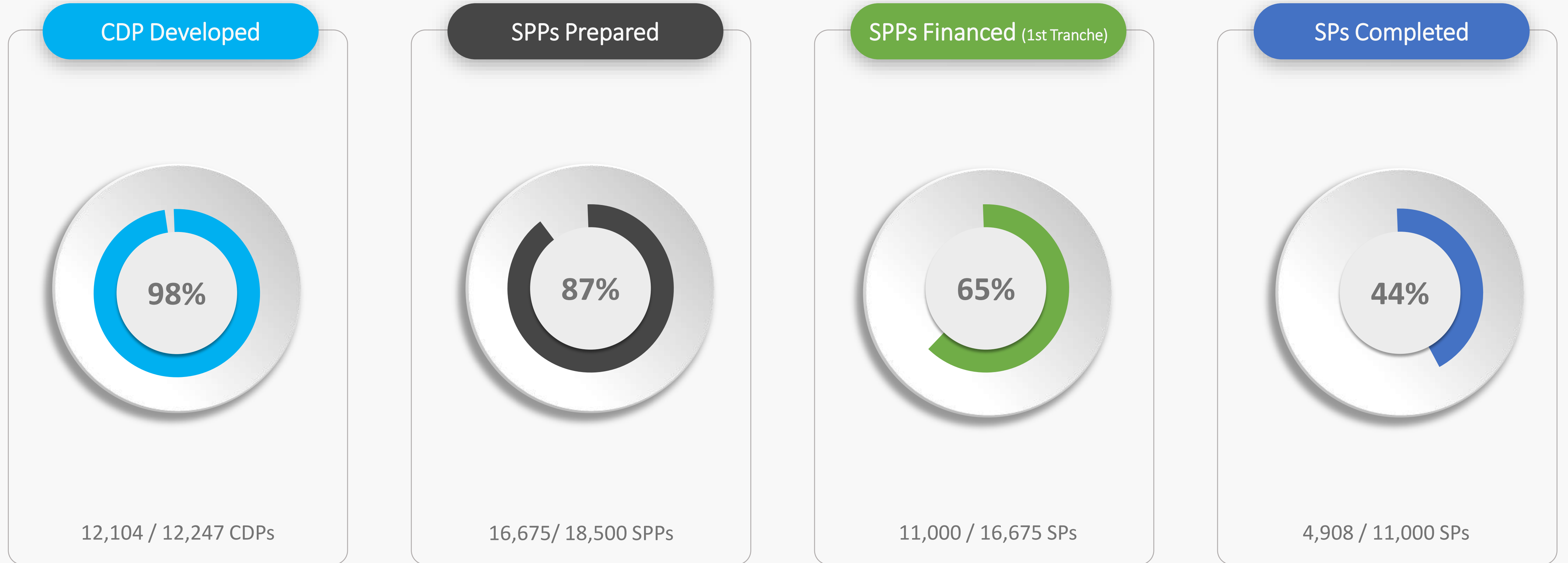
- 01 Overall Summary
- 02 Approved Sub-projects overall overview
- 03 Key Achievements – Overall vs. Since last ISM
- 04 Saving from Completed Sub-projects

- 05 Sub-Programs Updates
- 06 Future Plan
- 07 Challenges/ Recommendation
- 08 Q & A CLOSING

OVERALL SUMMARY



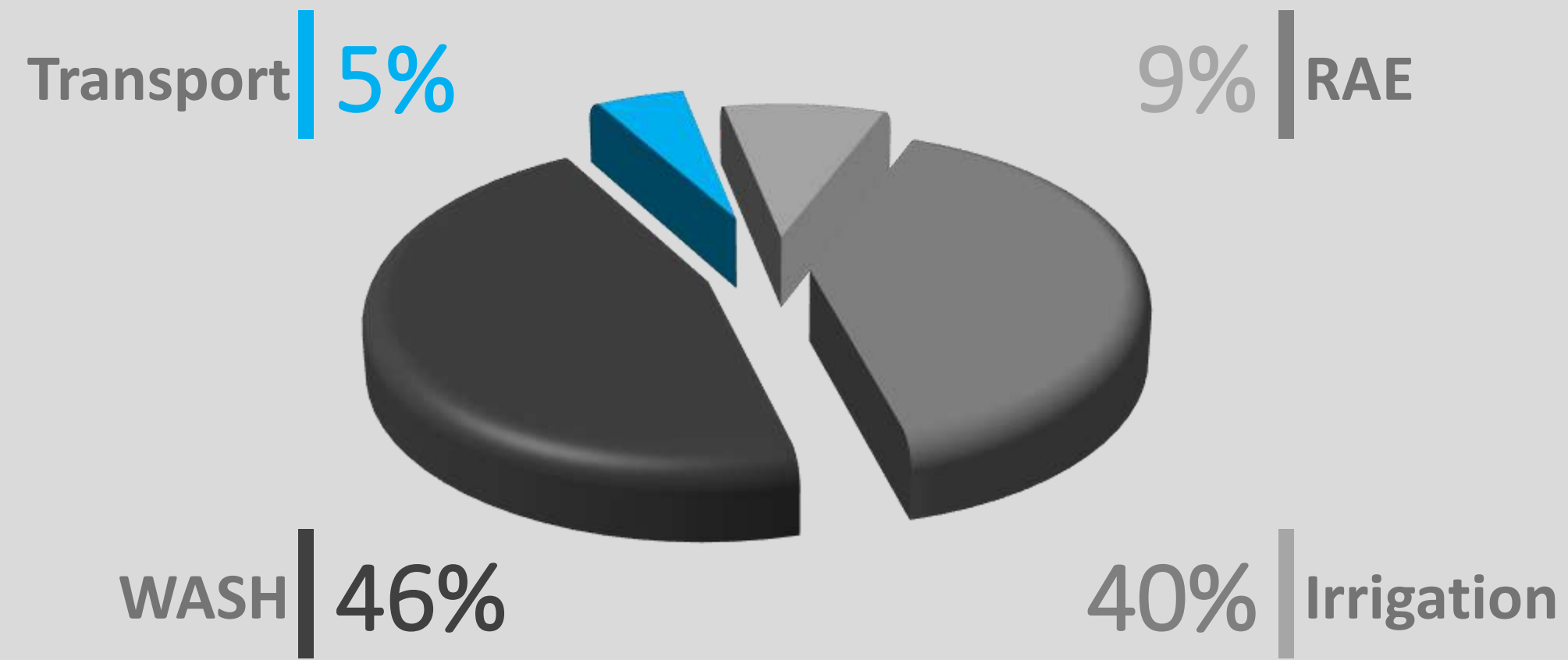
Overall Progress



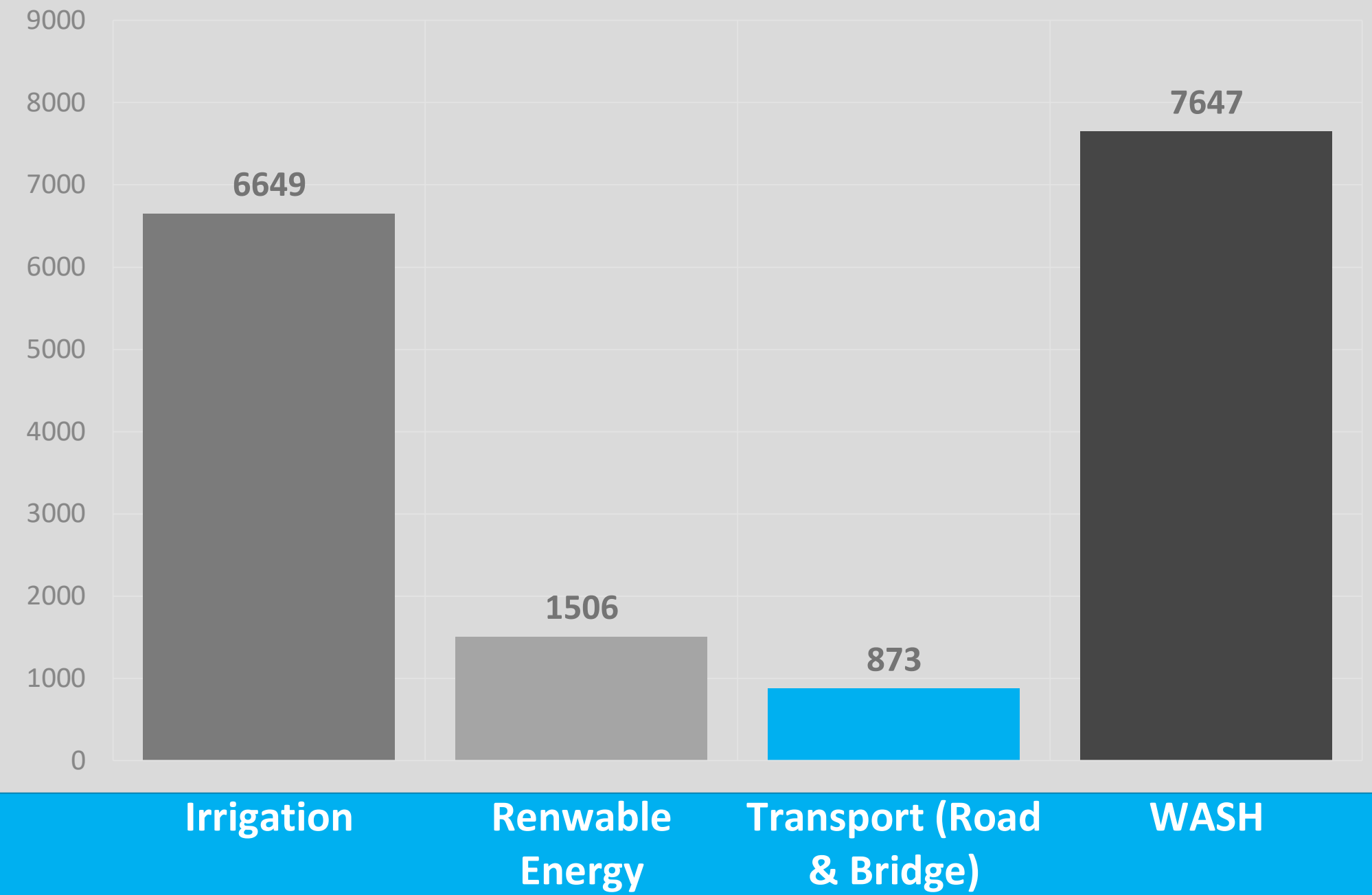
Approved Sub-projects overall overview

Sector base Sub-Projects (16,675)

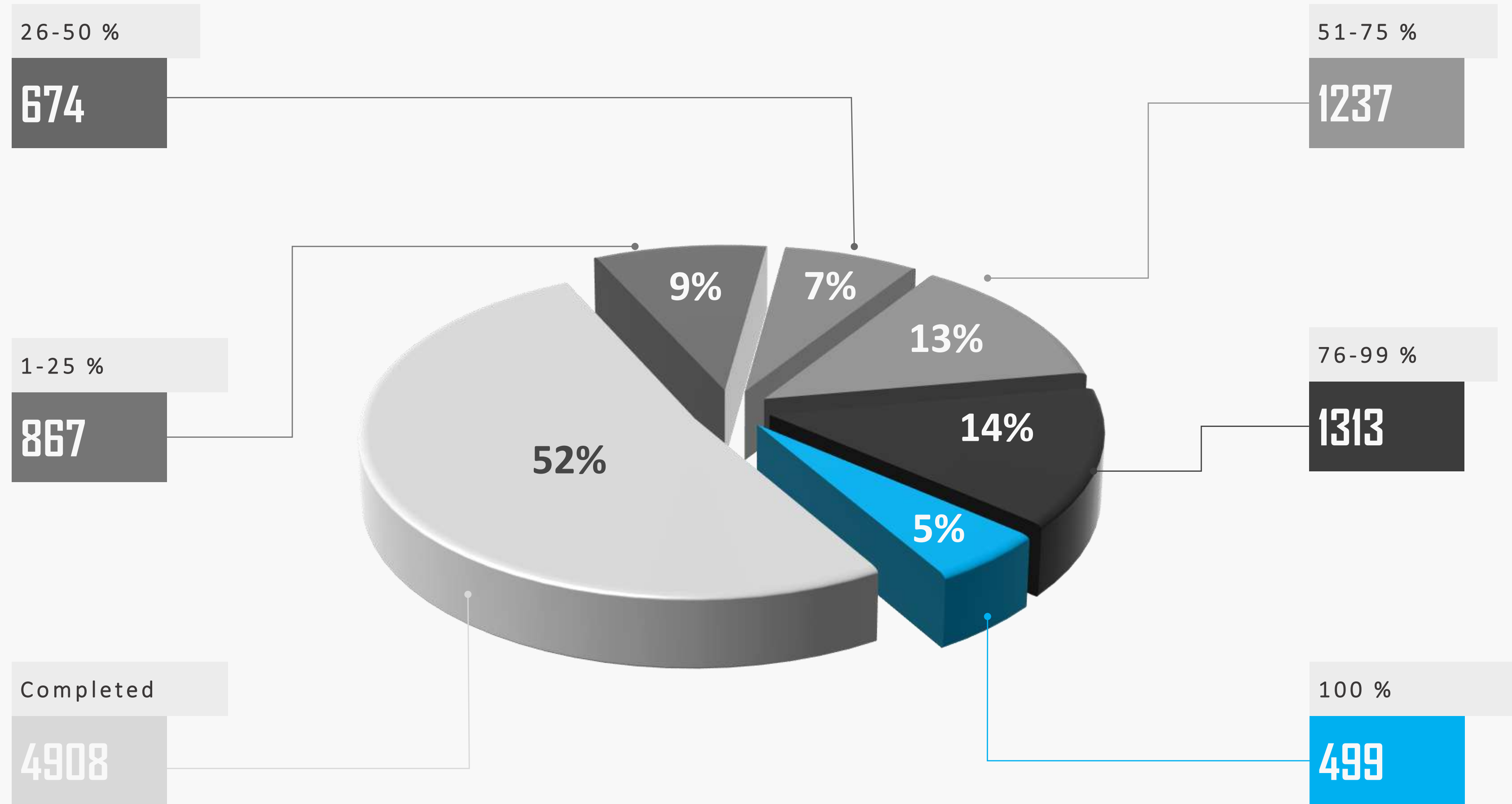
Percentage of Sub-Projects



of Sub-Projects



Physical Progress



Average Cost and Saving

Average Cost of CDC and Subproject as 25 Feb 2021

NO		Number	Total Grant (USD)	Actual Budget (USD)
1	CDCs	11,044	339,268,354	30,720
2	SPPs	16,754		20,250

Saving from Completed SPs

NO		Number	Saved Budget (USD)
1	From CDC (Limited 32000 USD)	11,044	14,136,320
2	Completed subproject	16,754	3,537,769
Total Saved (USD)			17,674,089

-
-
-
-

SINCE LAST ISM KEY ACHIEVEMENTS

01. **Close out Plan**
Develop Close out plan on district wise and weekly wise

02. **Technical Trainings for sectors focal points**
Total 730 district engineers from CCNPP, MCCG, KOUCHI & CASA-CSP sector identified as sector-wise focal points in 34 provinces

03. **On the Job Training**
Conducted training to 269 districts and provincials engineers

04. **QC Reporting on MIS**
Developing online MIS based QC Reporting platform

05. **Technical Missions**
31 Technical missions for 174 days

01. **Water Access**
Clean drinking water of over 329310 people in rural communities, 8.1 Million liters/day through 3992 water points.

02. **Power Access**
Improved access of 28,647 people in rural to basic electricity by providing overall 535 KWs of electricity through 61 SPs.

03. **Road Access**
Improved access to the nearest road and market of over 52,393 people in rural areas by constructing 116 KMs of basic road through 52 SPs.

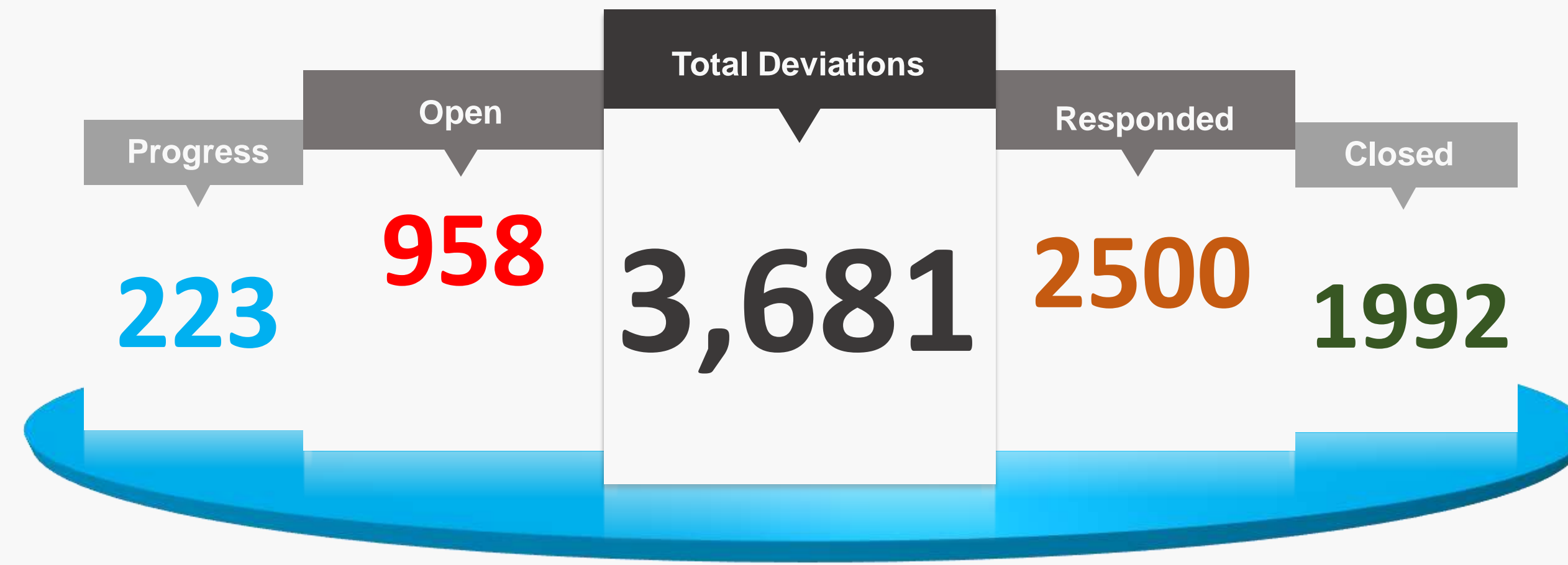
04. **Irrigated land**
Irrigation of over 178,583 Million Jereeb agricultural land benefiting 393,238 people through 404 SPs.

05. **Labor days**
Overall 1 million days of work in rural areas

TPMA Deviations Status

KEY ACHIEVEMENTS

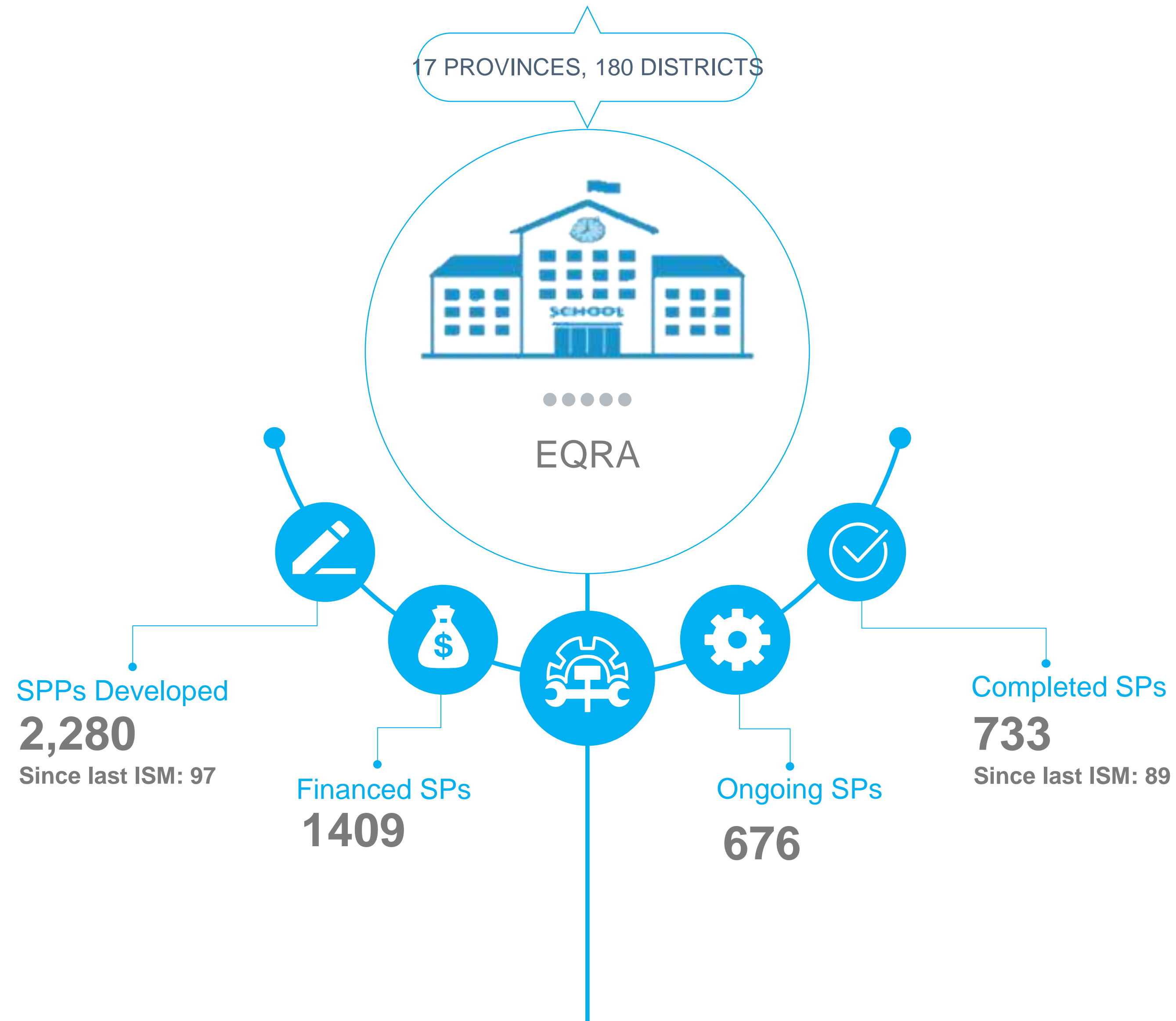
-
-
-
-



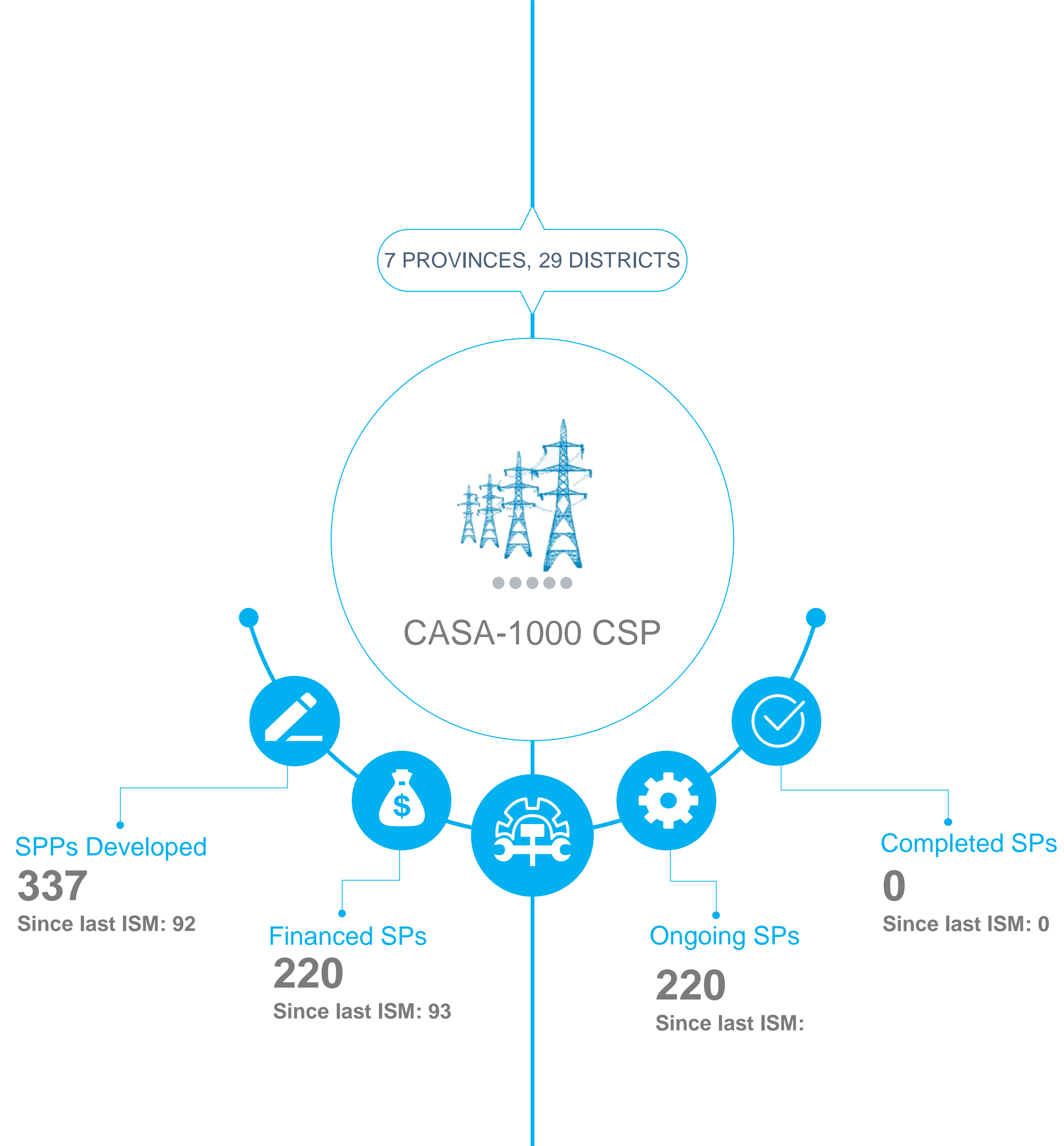
Key Achievements – Overall vs. Since last ISM

S. No.	Indicators	Unit	# As of ISM (Sep 2020)	Cumulative	Since last ISM
1	SPPs Submission	Sub-Project	15,932	16,675	743
2	SPPs Ongoing	Sub-Project	9,885	11,000	1,115
3	SPs Completion	Sub-Project	3,605	4,908	1,303
4	Rectified Deviations (ATR-TPMA)	Deviations	561	2,500	1,939
5	Technical Missions	Days	1,171	1,345	174
6	Technical Capacity Building	Engineers	2,729	3,190	269
7	On-job Trainings	Engineers	1,410	1,584	174

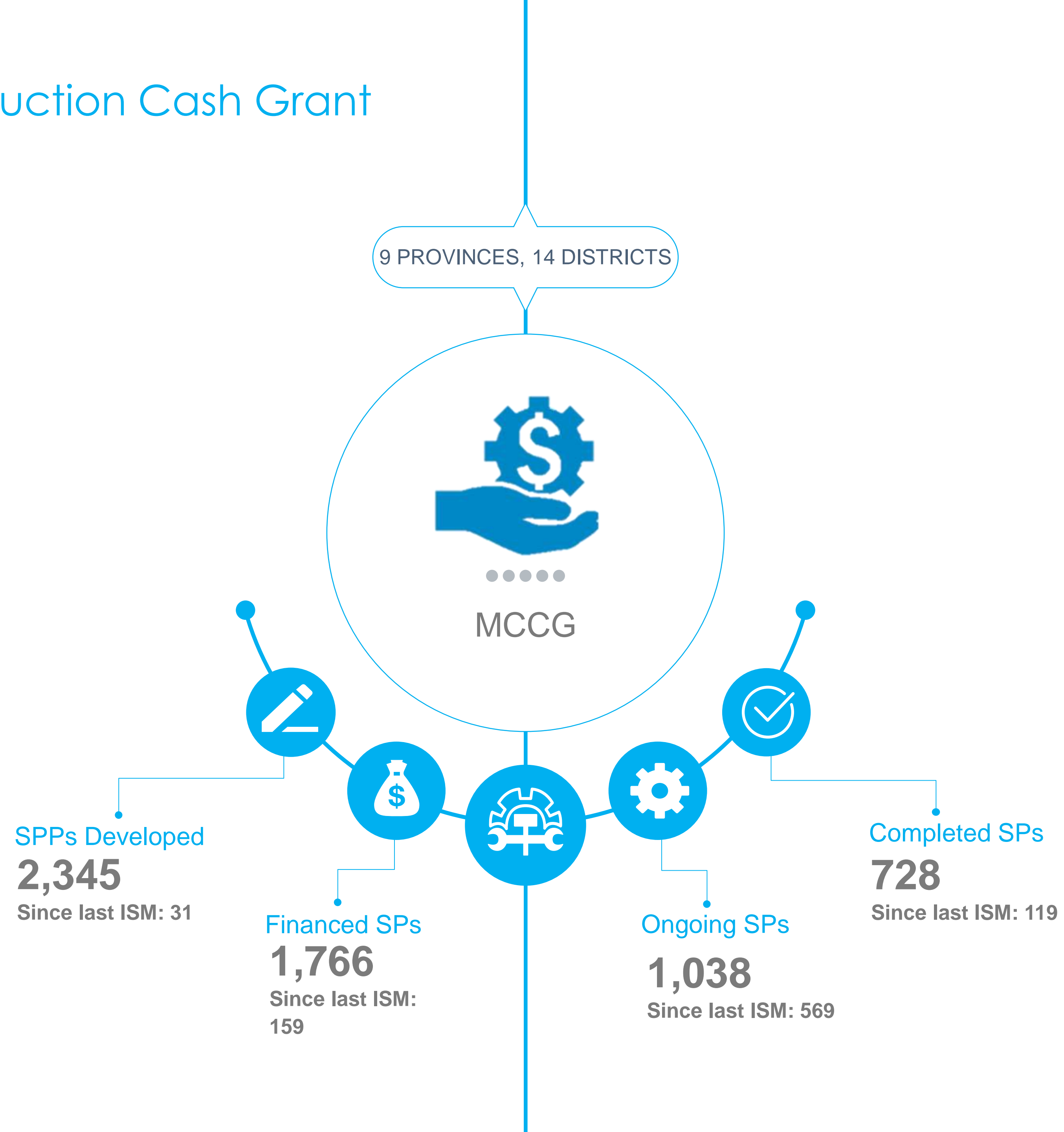
Education Quality Reform in Afghanistan



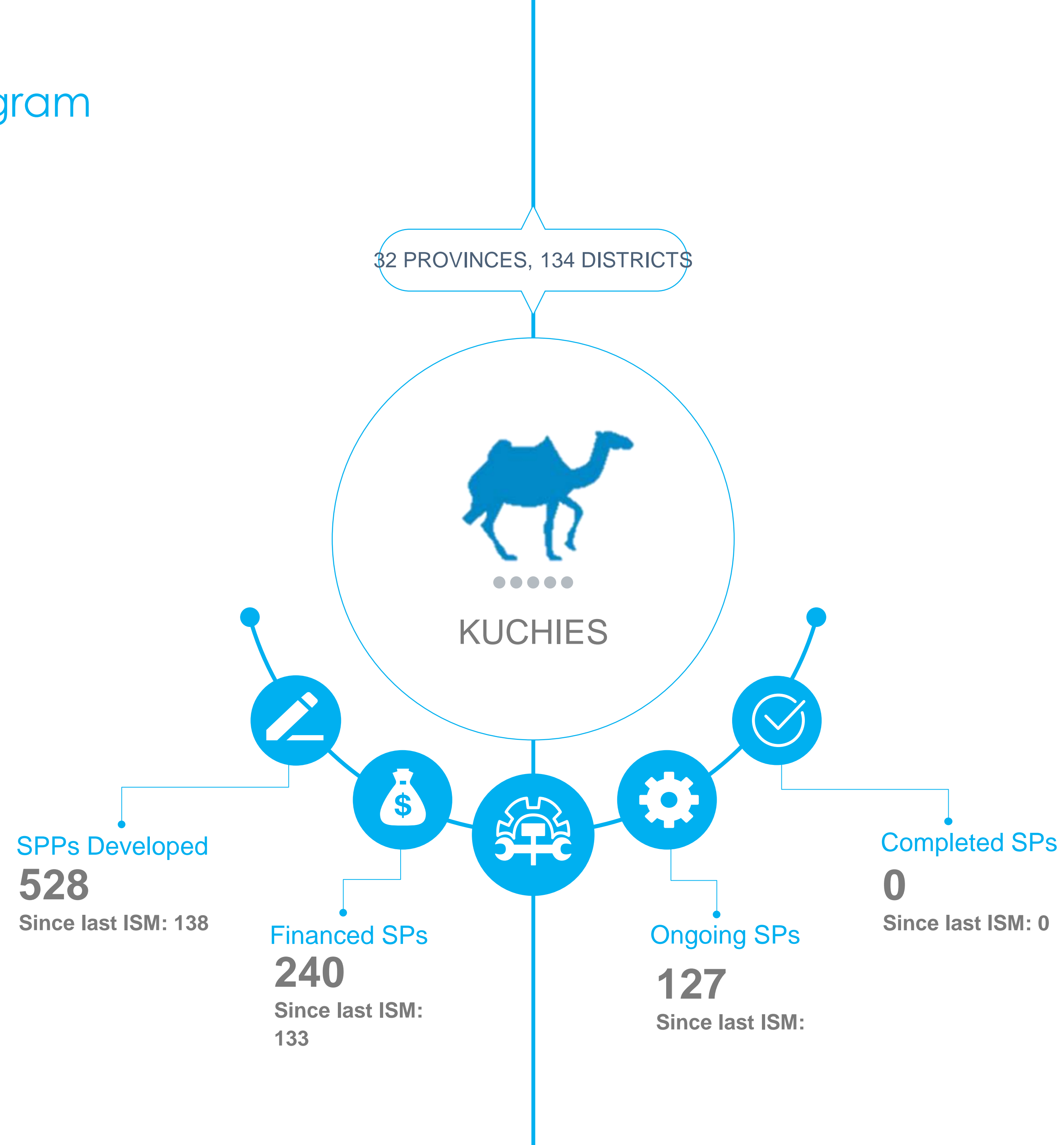
CASA-1000 CSP



Maintenance Construction Cash Grant



Kuchies Support Program



FUTURE PLAN

01. Review of sub-projects

Review of sub-projects Form 8s in the system including CCNPP, CASA-1000 CSP, EQRA, MCCG and Kuchies.

02. Technical Trainings

Conducting of sector-wise survey, design, implementation and training for provincial and district engineers.

03. Technical Missions

Technical mission (8 mission / month) and on the job training

04. EQRA

EQRA Schools Project Implementation,

05. Revised TM,

Revised TM,

06. Engineers Reshuffling

Engineers Reshuffling

07. Technical monitoring

Technical monitoring

08. Follow up with TPM

Rectification of the remaining deviations

09. Evaluation of completed projects

Evaluation of completed projects from technical point of view

10. Alternative Power sub-projects

Working on the alternative power projects for CDCs

11. Operation and maintenance Manual

Providing a technical manual for maintenance of solar mini grid projects

12. QC Reporting in MIS

13. Close out plan

Implementation of close out plan till Aug 2022.

Challenges

- 01. Solar mini grid payback issue**
Out of 108 CDCs, 33 CDCs have not collected their payback fees the due amount that they have not paid
- 02. Insufficient budget**
- 03. Operation Maintenance**
For solar mini grid system
- 04. Request for approval of Additional Financing more than 20%.**
- 05. Additional budget Need**
944,358 USD in 21 provinces for 220 SPs as follow:
60 SPs (27%) cause of flood damage
58 SPs (26%) cause of SPs outputs revision.
82 SPs (37%) due to SPs low estimation, materials cost increasing / COVID-19
20 SPs (10%) due to high transportation costs.

- 06. Joint Project**
Procurement, Review of Technical Board, CDCs self implementation

- 07. Lack of alternative for Solar SPs**
Some ongoing solar mini grid SPs with 0 progress do not have alternative option

- 08. Engineers are busy**
Engineers are involved in others sub-programs.

- 09. Separation of ESS-Unit**
CCAP- engineers are busy:
- Fulfilling rectifying TPM deviations
 - Site selection
 - Screening
 - ESMP
 - 2589 ESS forms are missing in the the related projects
 - Feasibility study for selected projects

The above tasks impede our projects' implementation

CITIZENS' CHARTER



THANK YOU

FOR YOU ATTENTION